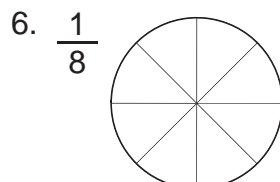
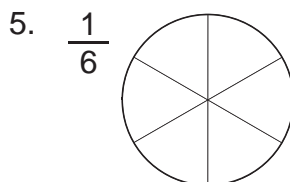
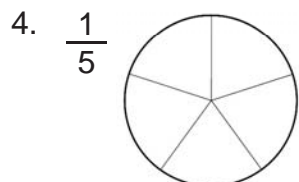
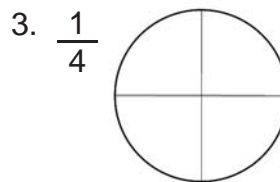
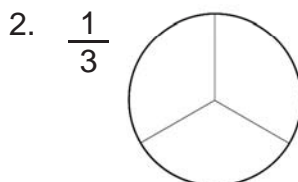
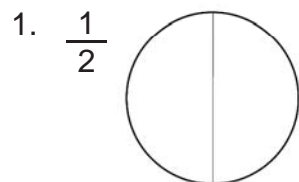


Name _____

Color in the correct amount of each circle.



Using your fraction pieces, compare the fractions by putting $<$ or $>$ in the circle.

7. $\frac{1}{2} \bigcirc \frac{1}{4}$

8. $\frac{1}{5} \bigcirc \frac{1}{12}$

9. $\frac{1}{3} \bigcirc \frac{1}{6}$

10. $\frac{1}{10} \bigcirc \frac{1}{8}$

11. $\frac{1}{10} \bigcirc \frac{1}{12}$

12. $\frac{1}{8} \bigcirc \frac{1}{2}$

13. $\frac{1}{4} \bigcirc \frac{1}{6}$

14. $\frac{1}{5} \bigcirc \frac{1}{4}$

What pattern do you notice in the above fractions?

15. _____

Compare the fractions by putting $<$ or $>$ in the circle. Then check your work using your fraction pieces.

16. $\frac{1}{12} \bigcirc \frac{1}{2}$

17. $\frac{1}{8} \bigcirc \frac{1}{10}$

18. $\frac{1}{5} \bigcirc \frac{1}{6}$

19. $\frac{1}{8} \bigcirc \frac{1}{4}$

Rewrite the fractions in order from smallest to largest. Use your fraction pieces to check your work.

$\frac{1}{2}$ $\frac{1}{5}$ $\frac{1}{8}$ $\frac{1}{6}$ $\frac{1}{10}$ $\frac{1}{3}$ $\frac{1}{4}$ $\frac{1}{12}$

20. $\frac{1}{12}$ _____

Name _____

Using your fraction pieces, compare the fractions by putting $<$ or $>$ in the circle.

1. $\frac{2}{3} \bigcirc \frac{2}{5}$ 2. $\frac{3}{6} \bigcirc \frac{3}{4}$ 3. $\frac{2}{3} \bigcirc \frac{2}{6}$ 4. $\frac{7}{10} \bigcirc \frac{7}{8}$

5. $\frac{6}{10} \bigcirc \frac{6}{12}$ 6. $\frac{1}{8} \bigcirc \frac{1}{2}$ 7. $\frac{3}{4} \bigcirc \frac{3}{6}$ 8. $\frac{4}{5} \bigcirc \frac{4}{4}$

What pattern do you notice in the above fractions?

9. _____

Sometimes two fractions show the same amount. Fill in the missing number in the second fraction to make the two fractions equal. Use your fraction pieces to help you find the answers.

10. $\frac{1}{2} = \frac{\square}{4}$ 11. $\frac{1}{2} = \frac{\square}{6}$ 12. $\frac{1}{2} = \frac{\square}{8}$ 13. $\frac{1}{2} = \frac{\square}{10}$

14. $\frac{1}{4} = \frac{\square}{8}$ 15. $\frac{1}{4} = \frac{\square}{12}$ 16. $\frac{1}{5} = \frac{\square}{10}$ 17. $\frac{1}{6} = \frac{\square}{12}$

18. $\frac{2}{3} = \frac{\square}{6}$ 19. $\frac{4}{5} = \frac{\square}{10}$ 20. $\frac{3}{4} = \frac{\square}{12}$ 21. $\frac{3}{6} = \frac{\square}{12}$

22. $\frac{3}{4} = \frac{\square}{8}$ 23. $\frac{5}{6} = \frac{\square}{12}$ 24. $\frac{6}{10} = \frac{\square}{5}$ 25. $\frac{2}{8} = \frac{\square}{12}$

Answer the following questions using your fractions pieces.

Example: How many halves does it take to make a whole? 2 $\frac{2}{2}$
Write this amount as a fraction. $\frac{2}{2}$

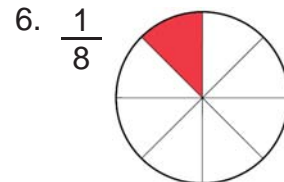
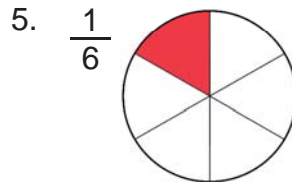
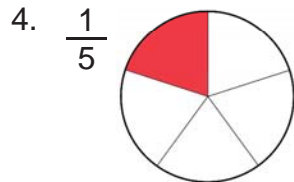
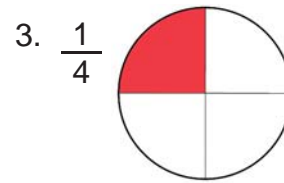
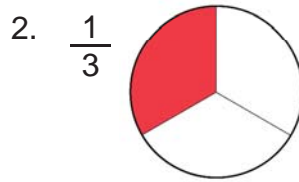
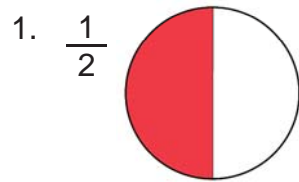
How many thirds does it take to make a whole? _____
Write this amount as a fraction. _____

How many fourths does it take to make a whole? _____
Write this amount as a fraction. _____

How many fourths does it take to make a whole? _____
Write this amount as a fraction. _____

Name _____

Color in the correct amount of each circle.



Using your fraction pieces, compare the fractions by putting $<$ or $>$ in the circle.

7. $\frac{1}{2} > \frac{1}{4}$

8. $\frac{1}{5} > \frac{1}{12}$

9. $\frac{1}{3} > \frac{1}{6}$

10. $\frac{1}{10} < \frac{1}{8}$

11. $\frac{1}{10} > \frac{1}{12}$

12. $\frac{1}{8} < \frac{1}{2}$

13. $\frac{1}{4} > \frac{1}{6}$

14. $\frac{1}{5} < \frac{1}{4}$

What pattern do you notice in the above fractions?

15. **the smaller the number in the denominator, the larger the fraction**

Compare the fractions by putting $<$ or $>$ in the circle. Then check your work using your fraction pieces.

16. $\frac{1}{12} < \frac{1}{2}$

17. $\frac{1}{8} > \frac{1}{10}$

18. $\frac{1}{5} > \frac{1}{6}$

19. $\frac{1}{8} < \frac{1}{4}$

Rewrite the fractions in order from smallest to largest. Use your fraction pieces to check your work.

20. $\frac{1}{12}$ $\frac{1}{10}$ $\frac{1}{8}$ $\frac{1}{6}$ $\frac{1}{5}$ $\frac{1}{4}$ $\frac{1}{3}$ $\frac{1}{2}$

Name _____

Working with Fractions #2

Using your fraction pieces, compare the fractions by putting $<$ or $>$ in the circle.

1. $\frac{2}{3} > \frac{2}{5}$ 2. $\frac{3}{6} < \frac{3}{4}$ 3. $\frac{2}{3} > \frac{2}{6}$ 4. $\frac{7}{10} < \frac{7}{8}$
 5. $\frac{6}{10} > \frac{6}{12}$ 6. $\frac{1}{8} < \frac{1}{2}$ 7. $\frac{3}{4} > \frac{3}{6}$ 8. $\frac{4}{5} < \frac{4}{4}$

What pattern do you notice in the above fractions?

9. _____

Sometimes two fractions show the same amount. Fill in the missing number in the second fraction to make the two fractions equal. Use your fraction pieces to help you find the answers.

10. $\frac{1}{2} = \frac{2}{4}$ 11. $\frac{1}{2} = \frac{3}{6}$ 12. $\frac{1}{2} = \frac{4}{8}$ 13. $\frac{1}{2} = \frac{5}{10}$
 14. $\frac{1}{4} = \frac{2}{8}$ 15. $\frac{1}{4} = \frac{3}{12}$ 16. $\frac{1}{5} = \frac{2}{10}$ 17. $\frac{1}{6} = \frac{2}{12}$
 18. $\frac{2}{3} = \frac{4}{6}$ 19. $\frac{4}{5} = \frac{8}{10}$ 20. $\frac{3}{4} = \frac{9}{12}$ 21. $\frac{3}{6} = \frac{6}{12}$
 22. $\frac{3}{4} = \frac{6}{8}$ 23. $\frac{5}{6} = \frac{10}{12}$ 24. $\frac{6}{10} = \frac{3}{5}$ 25. $\frac{2}{8} = \frac{3}{12}$

Answer the following questions using your fractions pieces.

Example: How many halves does it take to make a whole? 2 $\frac{2}{2}$
 Write this amount as a fraction. $\frac{2}{2}$

How many thirds does it take to make a whole? 3 $\frac{3}{3}$
 Write this amount as a fraction. $\frac{3}{3}$

How many fourths does it take to make a whole? 4 $\frac{4}{4}$
 Write this amount as a fraction. $\frac{4}{4}$

How many fourths does it take to make a whole? 4 $\frac{4}{4}$
 Write this amount as a fraction. $\frac{4}{4}$